

This is a general specification leaflet; for specific applications not covered herein, contact Suntec.

The SUNTEC **AJ** oil pump is the basic model incorporating a pressure regulating valve with cut-off*.

COMPATIBILITY

- Domestic oil, HVO, B30 (biofuel blend with the addition of 30% FAME, as defined in DIN SPEC 51603-6), kerosene.
- One or two-pipe system.
- Normally associated with in-line solenoid valve.

PUMP OPERATING PRINCIPLE

The gear set draws oil from the tank through the built-in filter and transfers it to the valve that regulates the oil pressure to the nozzle line. All oil that does not go through the nozzle line will be by-passed through the valve back to the return line in two pipe installation or, if it is a one-pipe installation, back to the suction port in the gear-set; in that case, the by-pass plug must be removed from the vacuum gauge port and the return port sealed by steel plug and washer.

The valve also has a cut-off function* as follows :

During starting period when the gear-set speed is increasing, all the oil passes through a bleed slot in the piston, back to the return. Once the speed reaches a certain value and the flow can no longer pass through this bleed slot, then the pressure increases rapidly overcoming the valve spring force and opens the valve.

During the stop sequence, the gear-set speed slows down and the valve closes when the gear-set capacity is lower than the bleed slot flow.

The cut-on and cut-off speeds depend on the gear-set size and set pressure.

Bleed

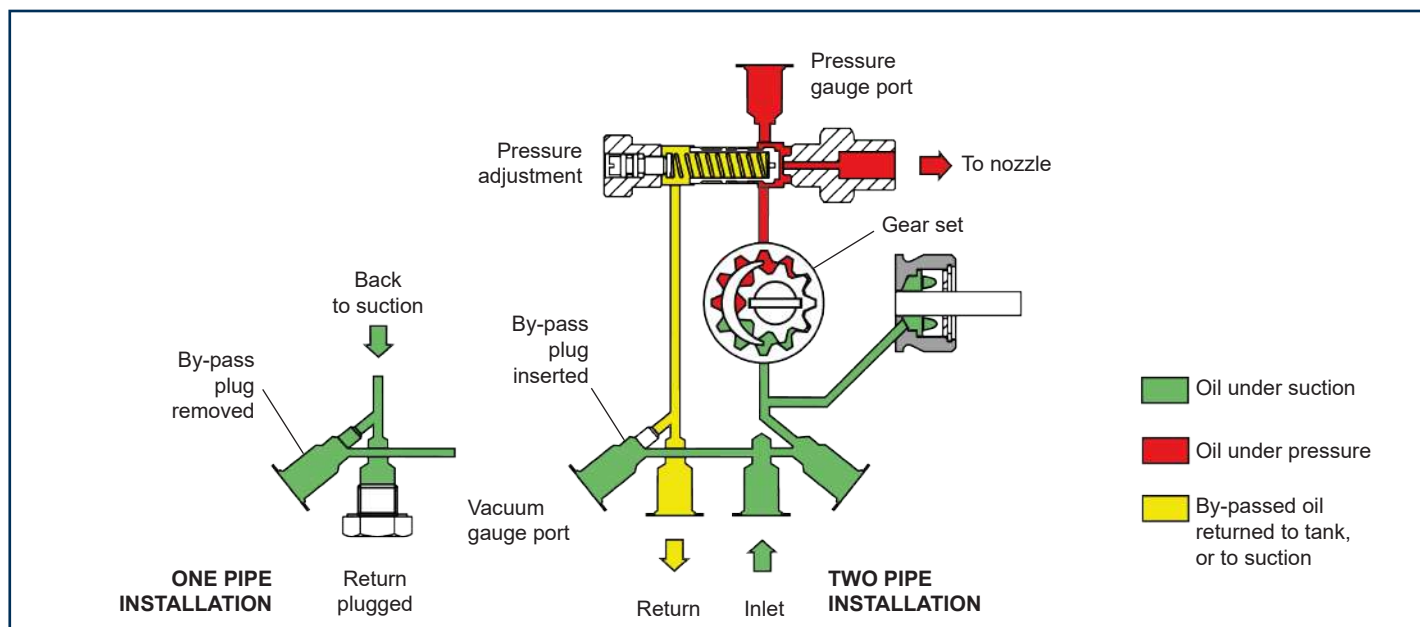
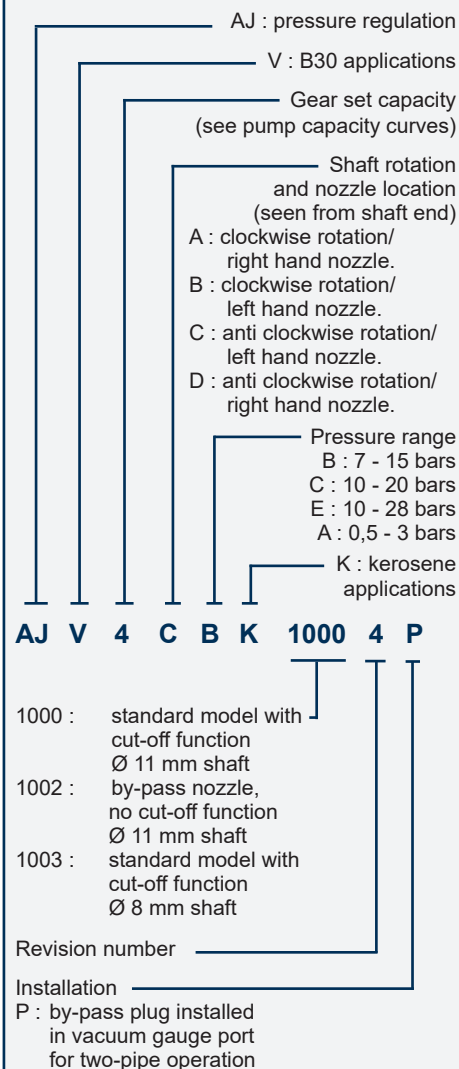
Bleeding in two pipe operation is automatic, but it may be accelerated by loosening the plug in a pressure gauge port.

In one pipe operation, a pressure port must be opened to bleed the system.

*Owing to the presence of the nozzle by-pass hole, AJ 1002 models have no cut-off function. Cut-off must be provided by an external solenoid valve.

PUMP IDENTIFICATION

*(Not all model combinations are available
Consult your Suntec representative)*



TECHNICAL DATA

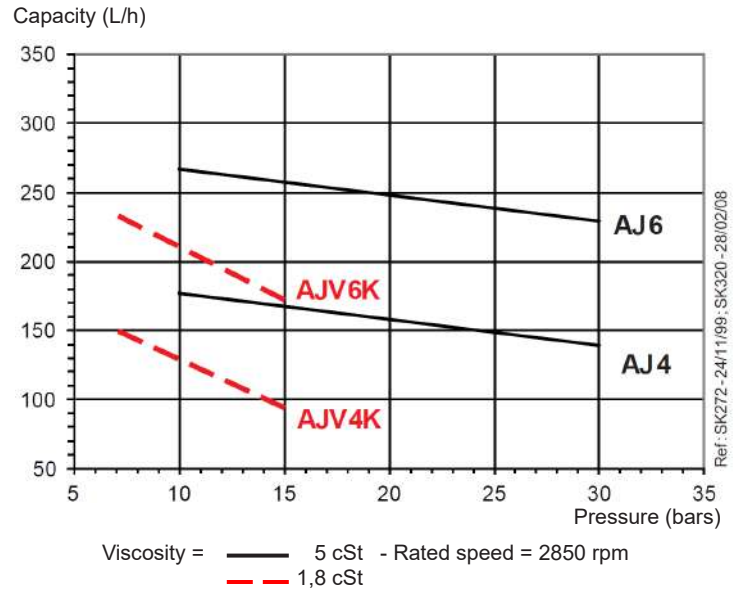
General

Mounting	Flange according to EN 225
Connection threads	Cylindrical according to ISO 228/1
Inlet and return	G 1/4
Nozzle outlet	G 1/8
Pressure gauge port	G 1/8
Vacuum gauge port	G 1/8
Valve function	Pressure regulating and cut-off* (*except for 1002 models).
Strainer	Open area : 30 cm ² Opening size : 120 x 150 µm ²
Shaft	AJ 1000/1002 : Ø 11mm (7/16") AJ 1003 : Ø 8 mm according to EN 225.
By-pass plug	Inserted in vacuum gauge port for 2 pipe system; to be removed with a 4 mm Allen key for 1 pipe system.
Weight	1,7 kg

Hydraulic data

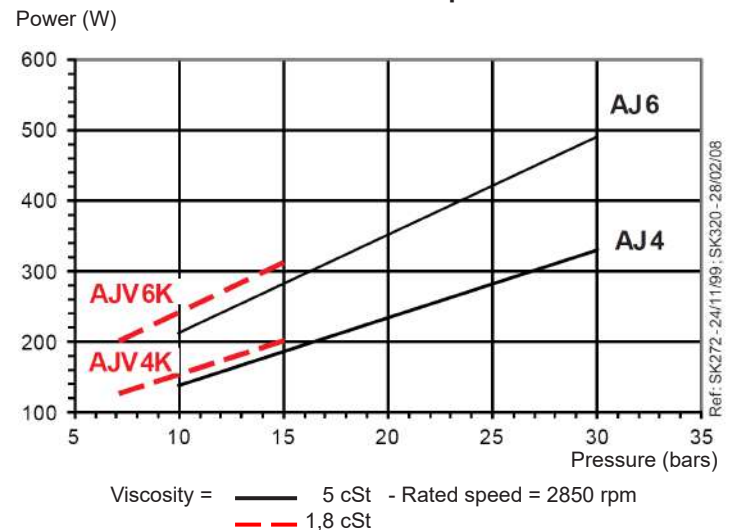
Nozzle pressure range	B : 7 - 15 bars C : 10 - 20 bars E : 10 - 30 bars
Delivery pressure setting	12 bars
Operating viscosity	2 - 75 mm ² /s (cSt) for AJ4, AJ6 1,25 - 75 mm ² /s (cSt) for AJV4K, AJV6K
Oil temperature	0 - 60°C in the pump.
Inlet pressure	2 bars max.
Return pressure	2 bars max.
Suction height	0,45 bars max. vacuum to prevent air separation from oil.
Rated speed	3600 rpm max.
Torque (@ 45 rpm)	0,30 N.m (AJ4/AJ6) - 0,15 N.m (AJV4K, AJV6K)

Pump capacity



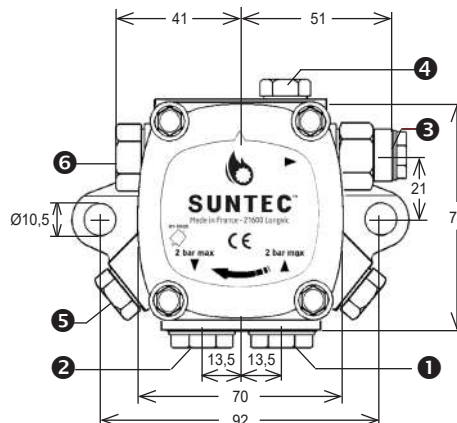
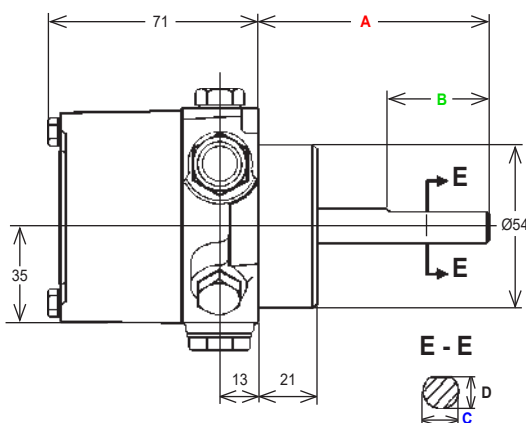
Data shown take into account a wear margin.
Do not oversize the pump when selecting the gear capacity.

Power consumption



PUMP DIMENSIONS

Example shows "C" rotation and nozzle outlet.



	A (mm)	B (mm)	C Ø (mm)	D (mm)
AJ/AJVK 1000	80	32	11(7/16")	10
AJ/AJVK 1002	80	32	11(7/16")	10
AJ/AJVK 1003	42	15	8	7

- ① Suction ② Return ③ Nozzle outlet ④ Pressure gauge port ⑤ Vacuum gauge port and internal by-pass plug ⑥ Pressure adjustment